

## Top Growing Cities of the Middle East in 2021

### Double-digit growth for Middle East cities, except Beirut

**51%** Manama  
Growth



**Growth Attractions:**  
M.B.F Sut Music House,  
Bahrain World Trade Center  
**Economic Attractions:**  
Finance hub, Tourism, ICT

**Population 2015**  
0.44 Million  
**Population 2021**  
0.663 Million


**42%** Dubai  
Growth



**Growth Attractions:**  
Burj Khalifa , Expo 2020  
**Economic Attractions:**  
Global Meeting Destination,  
Trade, Tourism, Banking

**Population 2015**  
2.4 Million  
**Population 2021**  
3.4 Million


**25%** Abu Dhabi  
Growth



**Growth Attractions:**  
Louvre Abu Dhabi, Sir  
Bani Yas Island  
**Economic Attractions:**  
Tourism, Culture, Investment

**Population 2015**  
1.2 Million  
**Population 2021**  
1.5 Million

**23%** Kuwait City  
Growth



**Growth Attractions:**  
Kuwait & Al Hamra Tower  
**Economic Attractions:**  
Retail, Health and Social  
Care, Finance, Insurance

**Population 2015**  
2.6 Million  
**Population 2021**  
3.2 Million

**19%** Riyadh  
Growth



**Growth Attractions:**  
Etihad Rail, Center Point  
**Economic Attractions:**  
Trade, Hotels, Real Estate,  
Manufacturing, Finance

**Population 2015**  
6.2 Million  
**Population 2021**  
7.4 Million


**13%** Cairo  
Growth



**Growth Attractions:**  
Nile river, Giza Pyramids  
**Economic Attractions:**  
Tourism, Manufacturing,  
Trade

**Population 2015**  
18.8 Million  
**Population 2021**  
21.3 Million

**10%** Doha  
Growth



**Growth Attractions:**  
The Pearl, 2022 FIFA  
World Cup  
**Economic Attractions:**  
Agriculture, Fishing, Sports

**Population 2015**  
0.589 Million  
**Population 2021**  
0.646 Million

**9%** Beirut  
Growth



**Growth Attractions:**  
Beirut Museum of Art,  
Digital Park  
**Economic Attractions:**  
Tourism, Services

**Population 2015**  
2.2 Million  
**Population 2021**  
2.4 Million